

**Independent Auditor's Report  
To the Shareholders of Gablon Technologies Nepal Pvt Ltd  
Report on the audit of the Financial Statements**

**Opinion**

We have audited the accompanying Financial Statements of **Gablon Technologies Nepal Pvt Ltd (PAN No: 610228483)** which comprise the Statement of Financial Position as at 18<sup>th</sup> Chaitra, 2080 (31<sup>st</sup> March, 2024), the statement of Profit or Loss, the Statement of Other Comprehensive Income, the statement of changes in equity and the statement of Cash Flows for the year then ended, and a summary of significant accounting policies and explanatory information.

In our opinion, the accompanying financial statements present fairly, in all material respects, the financial position of the Company as on 18<sup>th</sup> Chaitra, 2080 (31<sup>st</sup> March, 2024), and its financial performance and cash flows for the year then ended in accordance with Generally Accepted Accounting Principles.

**Basis of Opinion**

We conducted our audit in accordance with Nepal Standards on Auditing (NSAs). Our responsibilities under those standards are further described in the Auditor's Responsibilities for the Audit of the Financial Statements section of our report. We are independent of the Company in accordance with the ICAN's Handbook of Code of Ethics for Professional Accountants together with the ethical requirements that are relevant to our audit of the financial statement in Nepal, and we have fulfilled our other ethical responsibilities in accordance with these requirements and the ICAN's Handbook of Code of Ethics for Professional Accountants. We believe that the audit evidence we have obtained is sufficient and appropriate to provide a basis for our opinion.

**Responsibilities of Management for the Financial Statements**

Management is responsible for the preparation and fair presentation of the financial statements in accordance with the Generally Accepted Accounting Principles, and for such internal control as management determines is necessary to enable the preparation of the financial statements that are free from material misstatement, whether due to fraud or error.

In preparing the financial statements, the management is responsible for assessing the Company's ability to continue as a going concern, disclosing, as applicable, matters related to going concern and using the going concern basis of accounting unless the management either intends to liquidate the Company or to cease operations, or has realistic alternative but to do so.

Those charged with governance are responsible for overseeing the Company's financial reporting process.

**Auditor's Responsibility for the Audit of the Financial Statements**

Our objectives are to obtain reasonable assurance about whether the financial statements as a whole are free from material misstatement, whether due to fraud or error, and to issue an auditor's report that includes our opinion. Reasonable assurance is a high level of assurance but is not a guarantee that an audit conducted in accordance with the NSAs will always detect a material misstatement when it exists. Misstatements can arise from fraud or error and are considered material if, individually or in the aggregate, they could reasonably be expected to influence the economic decisions of users taken on the basis of these financial statements.

Hanumandas Road, Biratnagar-7, Nepal  
Tel. : +977 21 516113  
Mobile : +977 9852020322  
E-mail : clientspla@gmail.com  
Web : www.pla.com.np



As a part of an audit in accordance with NSAs, we exercise professional judgement and maintain professional skepticism throughout the audit. We also:

- Identify and assess the risks of material misstatement of financial statements, whether due to fraud or error, design and perform audit procedures responsive to those risks, and obtain audit evidence that is sufficient and appropriate to provide a basis for our opinion. The risk of not detecting a material misstatement resulting from fraud is higher than for one resulting from error, as fraud may involve collusion, forgery, intentional omissions, misrepresentations, or the override of internal control.
- Obtain an understanding of internal control relevant to the audit in order to design audit procedures that are appropriate in the circumstances, but not for the purpose of expressing an opinion on the effectiveness of the Company's internal control.
- Evaluate the appropriateness of accounting policies used and the reasonableness of accounting estimates and related disclosures made by management.
- Conclude on appropriateness of management's use of the going concern basis of accounting and based on the audit evidence obtained, whether a material uncertainty exists related to events or conditions that may cast significant doubt on the Company's ability to continue as a going concern. If we conclude that a material uncertainty exists, we are required to draw attention in our auditor's report to the related disclosures in the financial statements or, if such disclosures are inadequate, to modify our opinion. Our conclusions are based on the audit evidence obtained up to the date of our auditor's report. However, future events or conditions may cause the Company to cease to continue as a going concern.
- Evaluate the overall presentation, structure and content of the financial statements, including the disclosures, and whether the financial statements represent the underlying transactions and events in a manner that achieves fair presentation.

#### Report on Other Legal and Regulatory Requirements

Based on our examination of the financial statements as per the Company's Act, we report that:

- a. We have obtained all the information and explanations, which to the best of our knowledge and belief were necessary for the purpose of our audit.
- b. The accounts and records of the Company have been maintained as required by law and practice in a manner to reflect the real affairs of the Company.
- c. In our opinion, the Balance Sheet, Income Statement, Cash Flow Statement and Statement of Changes in Equity with Explanatory Notes dealt with by this report are in compliance with the provisions of the Companies Act, 2063 and are in agreement with the books of account maintained by the company.
- d. In our opinion, so far as appeared from our examination of the books, the business of the Company has been conducted satisfactorily; and
- e. To the best of our information and according to the explanations given to us and from our examination of the books of accounts of the Company necessary for the purposes of the audit, we have not come across cases where the Board of Directors or any employees of the Company have acted contrary to legal provisions relating to accounts, or committed any misappropriation or caused loss or damage to the company.

For: P. Lunia & Associates  
Chartered Accountants

CA. Piyush Lunia, FCA  
(Proprietor)



Place Biratnagar

Date 08<sup>th</sup> Ashoj, 2081 (24<sup>th</sup> September, 2024)

UDIN 240924CA00649gf4H5

Note: You can check the validity of this document on <https://udin.lcan.org.np/verifydocument> for authenticity.




**Gablon Technologies Nepal Pvt Ltd**  
**Biratnagar (Morang), Nepal**  
**Statement of Financial Position**  
**As at 18<sup>th</sup> Chaitra, 2080 (31<sup>st</sup> March, 2024)**

*Figures in NPR*

Particulars	Notes	As at 18th Chaitra, 2080	As at 17th Chaitra, 2079
<b>Assets</b>			
<b>Current Assets</b>			
Cash and Cash Equivalents	5	1,678,128.70	358,807.15
Income Tax Receivable	6	-	-
Advances, Prepayments & Other Current Assets	7	9,298,837.99	1,185,001.14
Trade Receivables	8	10,169,880.87	-
Inventories	9	14,876,760.18	3,033,794.04
Biological Assets	10	-	-
<b>Total</b>		<b>36,023,607.74</b>	<b>4,577,602.33</b>
<b>Non-Current Assets</b>			
Property, Plant and Equipment	11	23,950,902.73	24,493,811.14
Pre-Operative Expenses	12	-	320,895.26
Intangible Assets	13	-	-
Biological Assets	10	-	-
Deferred Tax Assets	26	-	-
<b>Total</b>		<b>23,950,902.73</b>	<b>24,814,706.40</b>
<b>Total Assets</b>		<b>59,974,510.47</b>	<b>29,392,308.73</b>
<b>Liabilities</b>			
<b>Current Liabilities</b>			
Borrowings	14	11,573,748.34	-
Trade and Other Payables	15	2,886,470.30	10,925,231.74
Current Tax Liability		820,789.00	-
Provisions	16	194,844.00	2,223,336.99
<b>Total</b>		<b>15,475,851.64</b>	<b>13,148,568.73</b>
<b>Non-Current Liabilities</b>			
Borrowings	14	35,782,901.82	10,811,140.00
Deferred Tax Liability	26	-	-
Employee Benefit Obligations	17	-	-
Provisions	16	-	-
<b>Total</b>		<b>35,782,901.82</b>	<b>10,811,140.00</b>
<b>Total Liabilities</b>		<b>51,258,753.46</b>	<b>23,959,708.73</b>
<b>Equity</b>			
Equity Share Capital	18	5,476,600.00	5,476,600.00
Reserve & Surplus		3,239,157.01	(44,000.00)
Advance Against Share Capital	19	-	-
<b>Total</b>		<b>8,715,757.01</b>	<b>5,432,600.00</b>
<b>Total Liabilities &amp; Equity</b>		<b>59,974,510.47</b>	<b>29,392,308.73</b>

The accompanying notes form an integral part of this Financial Statements

For & on Behalf of the Board



Date: 19th Ashad, 2081 (3rd July, 2024)  
Place: Biratnagar (Morang), Nepal



As per our attached report of even date

For : P. Lunia & Associates  
Chartered Accountants

CA Piyush Lunia, FCA  
(Proprietor)




**Statement of Profit or Loss**  
For the Year Ended 18th Chaitra, 2080 (31st March, 2024)

Figures in NPR

Particulars	Notes	As at 18th Chaitra, 2080	As at 17th Chaitra, 2079
Revenue from Operations	20	106,295,068.11	-
Cost of Goods Sold	21	89,549,687.08	-
<b>Gross Profit / (Loss)</b>		<b>16,745,381.03</b>	-
Other Operating Income	22	-	-
Depreciation and Amortization	11 & 13	4,144,501.65	-
Personnel Expenses	23	3,275,000.00	-
Other Operating Expense	24	3,795,374.24	-
<b>Profit / (Loss) from Operation</b>		<b>5,530,505.14</b>	-
Finance Costs (Net of Capitalized)	25	1,358,674.73	-
Exchange Loss		67,884.40	-
<b>Profit / (Loss) Before Tax &amp; Bonus</b>		<b>4,103,946.01</b>	-
Bonus			-
<b>Profit / (Loss) Before Tax</b>		<b>4,103,946.01</b>	-
<u>Income Tax</u>			
Current Tax		820,789.00	-
Deferred Tax Credit/Charge	26	-	-
<b>Profit / (Loss) for the Year</b>		<b>3,283,157.01</b>	-
Provision for Corporate Social Responsibility (CSR)			
<u>Other Comprehensive Income:</u>			
Other Comprehensive Income not to be reclassified to profit or loss in subsequent periods			
i. Re-measurement (losses) / gains on post employment defined benefit plans		-	-
ii. Revaluation of property, plant and equipment		-	-
Tax effect on above		-	-
<b>Other Comprehensive Gain / (Loss) for the year, net of Tax</b>		-	-
<b>Total Comprehensive Gain/ (Loss) for the year, net of Tax</b>		<b>3,283,157.01</b>	-
<b>Earning Per Share</b>			
Basic / Diluted Earnings Per Share		59.95	-

The accompanying notes form an integral part of this Financial Statements

For & on Behalf of the Board



Date: 19th Ashad, 2081 (3rd July, 2024)  
Place: Biratnagar (Morang), Nepal



As per our attached report of even date

For : P. Lunia & Associates  
Chartered Accountants

CA. Piyush Lunia, FCA  
(Proprietor)





**Gablon Technologies Nepal Pvt Ltd**  
**Bratnagar (Morang), Nepal**

**Statement of Cash Flows**  
**For the Year Ended 18th Chaitra, 2080 (31st March, 2024)**

Figures in NPR

Particulars	As at 18th Chaitra, 2080	As at 17th Chaitra, 2079
<b><u>Cash Flow from Operating Activities</u></b>		
Net Profit / (Loss) after Tax	3,283,157.01	-
Add/ (Less) : Extraordinary Items		
Less: Deferred Tax	-	-
Add: Depreciation on Property, Plant and Equipment	4,144,501.65	-
Add: Finance Costs (Net of Capitalized)	1,358,674.73	-
<b>Operation of Cash Flows before changes in Working Capital</b>	<b>8,786,333.39</b>	<b>-</b>
1. Decrease / (Increase) in Current Assets		
Inventories	(11,842,966.14)	(3,033,794.04)
Trade Receivables'	(10,169,880.87)	-
Advances, Prepayments and Other Current Assets	(8,113,836.85)	(1,165,001.14)
Deferred Tax	-	-
2. Increase/ (Decrease) in Current Liabilities		
Trade and Other Payables	(8,038,761.44)	10,925,231.74
Provisions	(1,207,703.99)	2,213,336.99
3. Income Tax adjusted	-	-
<b>Net Cash Flow from Operating Activities (A)</b>	<b>(30,586,815.90)</b>	<b>8,939,773.55</b>
<b><u>Cash Flow from Investing Activities</u></b>		
Interest Income	-	-
Pre-operating Expenses (Purchase) / Sales	320,895.26	(320,895.26)
Fixed Assets (Purchase) / Sales	(3,601,593.24)	(24,493,811.14)
<b>Net Cash Flow from Investing Activities (B)</b>	<b>(3,280,697.98)</b>	<b>(24,814,706.40)</b>
<b><u>Cash Flow from Financing Activities</u></b>		
Increase / (Decrease) in Capital	-	5,476,600.00
Dividend Distributed	-	-
Increase / (Decrease) in Long Term Loan	24,971,761.82	10,757,140.00
Increase / (Decrease) in Short Term Loan	11,573,748.34	-
Interest Capitalized	-	-
Interest Expense	(1,358,674.73)	-
<b>Net Cash Flow from Financing Activities (C)</b>	<b>35,186,835.43</b>	<b>16,233,740.00</b>
<b>Net Increase/ (Decrease) In Cash/ Cash Equivalents (A+B+C)</b>	<b>1,319,321.55</b>	<b>358,807.15</b>
Cash & Cash Equivalents at beginning of the period	358,807.15	-
Effect of exchange rate fluctuations on cash and cash equivalents' held	-	-
<b>Cash &amp; Cash Equivalents at the end of the period</b>	<b>1,678,128.70</b>	<b>358,807.15</b>

The accompanying notes form an integral part of the Financial Statements  
For & on Behalf of the Board

*[Signature]*  
Date: 19th Ashad, 2081 (3rd July, 2024)  
Place: Biratnagar (Morang), Nepal



As per our attached report of even date

For : P. Lunia & Associates  
Chartered Accountants

*[Signature]*  
CA. Piyush Lunia, FCA  
(Proprietor)



## Statement of Changes in Equity

For the Year Ended 18th Chaitra, 2080 (31st March, 2024)

Figures in NPR

Particulars	Attributable to Equity Holders of the Company			
	Share Capital	Revaluation Reserve	Reserve & Surplus	Other Reserve
<b>Balance at 1st Shrawan, 2079</b>	5,476,600.00	-	(44,000.00)	-
Adjustment/Restatement due to NFRS convergence	-	-	-	-
Adjusted/Restated balance at 1st Shrawan, 2079	5,476,600.00	-	(44,000.00)	-
Comprehensive income for the year	-	-	-	-
Profit for the year 2079 / 2080	-	-	-	-
Other comprehensive income, net of tax	-	-	-	-
Taxes of Earlier Years'	-	-	-	-
Dividend Distributed	-	-	-	-
<b>Total Comprehensive income for the year</b>	-	-	-	-
<b>Balance at 17th Chaitra, 2079</b>	5,476,600.00	-	(44,000.00)	-
Adjustment/Restated	-	-	-	-
Adjusted/Restated balance at 17th Chaitra, 2079	-	-	-	-
Restated balance at 17th Chaitra, 2079	-	-	-	-
Profit for the year 2080-81	-	-	3,283,157.01	-
Other comprehensive income, net of tax	-	-	-	-
Prior Period Taxes	-	-	-	-
Dividend	-	-	-	-
Fine & Penalty	-	-	-	-
Transfer to reserve during the year	-	-	-	-
Transfer from reserve during the year	-	-	-	-
<b>Balance at 18th Chaitra, 2080</b>	5,476,600.00	-	3,239,157.01	-

The accompanying notes form an integral part of this Financial Statements

For & on Behalf of the Board

As per our attached report of even date

For : P. Lunia & Associates

Chartered Accountants



*[Signature]*

Date: 19th Ashad, 2081 (3rd July, 2024)

Place: Biratnagar (Morang), Nepal



CA. Piyush Lunia, FCA  
(Proprietor)



**Gablon Technologies Nepal Pvt Ltd**  
**Biratnagar (Morang), Nepal**  
**Schedules to and forming part of Balance Sheet as on 18th Chaitra, 2080 (31st March, 2024)**

*Figures In NPR*

**Note No. 5 : Cash and Cash Equivalents**

Particulars	As at 18th Chaitra, 2080	As at 17th Chaitra, 2079
<u>a. Cash in Hand</u>		
Cash (as certified by Management)	433,000.38	237,038.71
<u>b. Balance with BFI's Current Accounts</u>		
Nabil Bank Ltd	5,511.34	75.00
Prabhu Bank Ltd	270,840.83	121,693.44
Prime Commercial Bank Ltd	968,776.15	-
<u>c. Cheque in Hand</u>	-	-
<b>Total</b>	<b>1,678,128.70</b>	<b>358,807.15</b>

**Note No. 6 : Income Tax Receivable**

Particulars	As at 18th Chaitra, 2080	As at 17th Chaitra, 2079
	-	-
<b>Total</b>	<b>-</b>	<b>-</b>

**Note No. 7 : Advances, Prepayments and Other Current Assets**

Particulars	As at 18th Chaitra, 2080	As at 17th Chaitra, 2079
Staff Advance	24,265.00	665,703.75
Exim Code Deposit	60,000.00	60,000.00
Bank Margin	81,500.00	91,500.00
Bank Guarantee Margin	935,400.00	-
Value Added Tax	2,834,312.64	347,797.39
Security Deposit	20,000.00	20,000.00
LC Receivable	5,343,360.35	-
<b>Total</b>	<b>9,298,837.99</b>	<b>1,185,001.14</b>

**Note No. 8 : Trade Receivables**

Particulars	As at 18th Chaitra, 2080	As at 17th Chaitra, 2079
As per List Attached (Sub Note 8A) (Unsecured considered good unless otherwise stated)	10,169,880.87	-
<b>Total</b>	<b>10,169,880.87</b>	<b>-</b>

*[Signature]*



**Gablon Technologies Nepal Pvt Ltd**  
**Bratnagar (Morang), Nepal**  
**Schedules to and forming part of Balance Sheet as on 18th Chaitra, 2080 (31st March, 2024)**

*Figures in NPR*

**Note No. 9 : Inventories**

Particulars	As at 18th Chaitra, 2080	As at 17th Chaitra, 2079
Raw Materials	14,876,760.18	3,033,794.04
Packaging Materials	-	-
Finished Goods	-	-
(Inventory Taken, Valued and Certified by Management)		
<b>Total</b>	<b>14,876,760.18</b>	<b>3,033,794.04</b>

**Note No. 10 : Biological Assets**

Particulars	As at 18th Chaitra, 2080	As at 17th Chaitra, 2079
<u>Current Assets</u>		
	-	-
<b>Total</b>	<b>-</b>	<b>-</b>
<u>Non Current Assets</u>		
	-	-
<b>Total</b>	<b>-</b>	<b>-</b>


**Note No. 12 : Investment Property**

Particulars	As at 18th Chaitra, 2080	As at 17th Chaitra, 2079
	-	-
<b>Total</b>	<b>-</b>	<b>-</b>

**Note No. 14 : Borrowings**

Particulars	As at 18th Chaitra, 2080	As at 17th Chaitra, 2079
<u>Current Liabilities</u>		
<u>From Banks &amp; Financial Institutions</u>		
Prime Bank O/D	2,783,748.34	-
Prime Bank TR Loan	8,790,000.00	-
<b>Total</b>	<b>11,573,748.34</b>	<b>-</b>
<u>Non Current Liabilities</u>		
<u>From Banks &amp; Financial Institutions</u>		
Fixed Term Loan	13,782,901.82	-
<b>Total</b>	<b>13,782,901.82</b>	<b>-</b>
<u>Other Borrowings</u>		
Director's Loan	22,000,000.00	10,811,140.00
<b>Total</b>	<b>22,000,000.00</b>	<b>10,811,140.00</b>

*Handwritten Signature*





**Gablon Technologies Nepal Pvt Ltd**  
**Biratnagar (Morang), Nepal**  
**Schedules to and forming part of Balance Sheet as on 18th Chaitra, 2080 (31st March, 2024)**

Figures in NPR

**Note No. 15 : Trade and Other Payables**

Particulars	As at 18th Chaitra, 2080	As at 17th Chaitra, 2079
As per List Attached (Sub Note 9A)	2,886,470.30	10,925,231.74
<b>Total</b>	<b>2,886,470.30</b>	<b>10,925,231.74</b>

**Note No. 16 : Provisions**

Particulars	As at 18th Chaitra, 2080	As at 17th Chaitra, 2079
<u>Current Liabilities</u>		
Audit Fee Payable	9,850.00	9,850.00
TDS Payable	19,946.00	119,532.00
SST Payable	145,176.00	-
Rates & Taxes Payable(Rent)	19,872.00	-
LC Payable	-	2,093,954.99
<b>Total</b>	<b>194,844.00</b>	<b>2,223,336.99</b>
<u>Non Current Liabilities</u>		
	-	-
<b>Total</b>	<b>-</b>	<b>-</b>

**Note No. 17 : Employee Benefit Obligations**

Particulars	As at 18th Chaitra, 2080	As at 17th Chaitra, 2079
	-	-
<b>Total</b>	<b>-</b>	<b>-</b>

**Note No. 18 : Proprietor's Capital**

Particulars	As at 18th Chaitra, 2080	As at 17th Chaitra, 2079
<b>Authorized Capital</b>		
6,66,666 equity shares @ NRS 100 each	66,666,666.00	66,666,666.00
<b>Issued Capital</b>		
6,66,666 equity shares @ NRS 100 each	66,666,666.00	66,666,666.00
<b>Called &amp; Paid-Up Capital</b>		
As per Sub Note 18A	5,476,600.00	5,476,600.00
<b>Total</b>	<b>5,476,600.00</b>	<b>5,476,600.00</b>

**Note No. 19 : Other Reserves**

Particulars	As at 18th Chaitra, 2080	As at 17th Chaitra, 2079
	-	-
<b>Total</b>	<b>-</b>	<b>-</b>

*[Handwritten Signature]*



**Gablon Technologies Nepal Pvt Ltd**  
**Biratnagar (Morang), Nepal**  
**Schedules to and forming part of Balance Sheet as on 18th Chaitra, 2080 (31st March, 2024)**

Figures in NPR

**Note No. 20 : Revenue from Operations**

Particulars	As at 18th Chaitra, 2080	As at 17th Chaitra, 2079
Local Sales	8,704,523.00	-
Export Sales	97,590,545.11	-
<b>Total</b>	<b>106,295,068.11</b>	<b>-</b>

**Note No. 21 : Cost of Goods Sold**

Particulars	As at 18th Chaitra, 2080	As at 17th Chaitra, 2079
Opening Stock Of Raw Materials	3,033,794.04	-
Opening Stock of Packaging Materials	-	-
<b>Add:</b>		
Raw Material Purchase	87,205,411.46	1,767,027.19
Direct Expenses (Note No.21.1)	14,187,241.76	1,266,766.85
<b>Less:</b>		
Closing Stock of Raw Materials	14,876,760.18	3,033,794.04
Closing Stock of Packaging Materials	-	-
Closing Stock of Finished Goods	-	-
<b>Cost of Goods Sold</b>	<b>89,549,687.08</b>	<b>-</b>


**Note No. 21.1 : Direct Expenses**

Particulars	As at 18th Chaitra, 2080	As at 17th Chaitra, 2079
<b>Direct Wages &amp; Salaries</b>		
Direct Wages & Salaries	10,097,118.00	10,800.00
<b>Total</b>	<b>10,097,118.00</b>	<b>10,800.00</b>
<b>Direct Overhead Expenses</b>		
Crain Service Charge	34,050.00	-
Custom Clearing Expenses	311,082.81	-
Electricity Expenses	420,846.00	16,992.00
Factory Rent	2,384,640.00	1,192,320.00
Repair & Maintenance -Pool D	752,555.03	2,654.87
Security Expenses	175,999.92	43,999.98
Weighing Expenses	10,950.00	-
<b>Total</b>	<b>4,090,123.76</b>	<b>1,255,966.85</b>
<b>Total Direct Expenses</b>	<b>14,187,241.76</b>	<b>1,266,766.85</b>

**Note No. 22 : Other Operating Income**

Particulars	As at 18th Chaitra, 2080	As at 17th Chaitra, 2079
	-	-
<b>Total</b>	<b>-</b>	<b>-</b>

*Handwritten signature*



*Handwritten signature*



**Gablon Technologies Nepal Pvt Ltd**  
**Biratnagar (Morang), Nepal**  
**Schedules to and forming part of Balance Sheet as on 18th Chaitra, 2080 (31st March, 2024)**

*Figures in NPR*

**Note No. 23 : Personnel Expenses**

Particulars	As at 18th Chaitra, 2080	As at 17th Chaitra, 2079
Staff Remuneration	3,275,000.00	-
<b>Total</b>	<b>3,275,000.00</b>	<b>-</b>

**Note No. 24 : Other Operating Expense**

Particulars	As at 18th Chaitra, 2080	As at 17th Chaitra, 2079
<u>Administrative Expenses</u>		
Audit Fee	10,000.00	10,000.00
Bank Charges	437,196.73	13,084.14
Cleaning Expenses	22,615.00	-
Consultancy Fee	100,000.00	-
Guest Expenses	182,020.18	46,390.60
Insurance Expenses	22,913.23	-
Internet Expenses	16,368.00	-
Local Conveyance	96,650.00	2,678.55
Medical Expenses	23,975.00	-
Misc. Expenses	43,173.41	-
Office Expenses	197,245.75	16,486.86
Pooja Expenses	12,985.00	-
Postage & Courier Expenses	-	700.00
Printing & Stationary Expenses	46,705.00	18,498.00
Rates & Taxes	63,000.00	122,000.00
Round Off	137.79	-
Staff Welfare Expenses	201,385.00	11,442.00
Telephone Expenses	43,677.91	607.11
Transportation Expenses	21,600.00	15,358.00
Travelling Expenses	354,055.00	31,890.00
Vehicle Running Expenses	83,337.44	9,500.00
<u>Others Expenses</u>		
Repair & Maintenance - Pool "C"	375,275.54	-
Repair & Maintenance - Pool "D"		15,260.00
Less: Transferred to Pre-Operative Expenses	313,895.26	(313,895.26)
<b>Total</b>	<b>2,668,211.24</b>	<b>-</b>
<u>Selling &amp; Distribution Expenses</u>		
Advertisement Expenses	111,700.00	-
Freight Outward	645,864.00	-
Loading & Unloading Expenses	362,599.00	7,000.00
Less: Transferred to Pre-Operative Expenses	7,000.00	(7,000.00)
<b>Total</b>	<b>1,127,163.00</b>	<b>-</b>

*[Handwritten Signature]*



**Gablon Technologies Nepal Pvt Ltd**  
**Biratnagar (Morang), Nepal**  
**Schedules to and forming part of Balance Sheet as on 18th Chaitra, 2080 (31st March, 2024)**

*Figures in NPR*

**Note No. 25 : Finance Costs**

Particulars	As at 18th Chaitra, 2080	As at 17th Chaitra, 2079
Interest on Working Capital Loan	547,320.05	-
Interest on Term Loan	811,354.68	-
Interest on Unsecured Loan	-	-
Less : Interest Capitalized	-	-
<b>Total</b>	<b>1,358,674.73</b>	<b>-</b>

**Note No. 26 : Deferred Tax Credit/Charge**

Particulars	As at 18th Chaitra, 2080	As at 17th Chaitra, 2079
Deferred Tax Asset	-	-
Deferred Tax Liability	-	-
<b>Total</b>	<b>-</b>	<b>-</b>

*[Handwritten Signature]*



*[Handwritten Signature]*





**Gablon Technologies Nepal Pvt Ltd**  
Biratnagar (Morang), Nepal  
Schedules to and forming part of Balance Sheet as on 18th Chaitra, 2080 (31st March, 2024)

Figures in NPR

Note No. 11 : Property, Plant & Equipment

Pool	Particulars	Rate	Opening Balance	Additions			Disposal of Assets / Transfer	Interest Capitalization	Total	Depreciable Basis	Depreciation		Written Down Value (WDV)
				Up to Poush	Magh to Chaitra	Baisakh to Ashad					Normal	Additional	
	Non Depreciable												
	Land and Land Development												
	<b>Total</b>												
<b>A</b>	<b>Depreciable Building &amp; Structure</b>	5%											
	Office Shed			333,745.78	411,928.40				745,674.18	608,364.71	30,418.24	-	715,255.94
	<b>Total</b>			333,745.78	411,928.40				745,674.18	608,364.71	30,418.24	-	715,255.94
<b>B</b>	<b>Furniture, Fixtures &amp; Office Equipment's</b>												
	Computer & Laptop	25%		115,929.21	24,778.76				140,707.97	132,448.38	33,112.10	-	107,595.87
	Invertor & Battery	25%		40,265.48					40,265.48	40,265.48	10,066.37	-	30,199.11
	Ceiling Fan	25%			9,560.00				9,560.00	6,373.33	1,593.33	-	7,966.67
	Furniture & Fixture	25%			179,991.75				179,991.75	119,994.50	29,998.63	-	149,993.13
	Mobile	25%			15,663.72				15,663.72	10,442.48	2,610.62	-	13,053.10
	Printer	25%			32,743.36				32,743.36	21,828.91	5,457.23	-	27,286.13
	AIR CONDITIONER-1.5 TON	25%			62,173.00				62,173.00	41,448.67	10,362.17	-	51,810.83
	STAND AC-24	25%			54,868.00				54,868.00	36,578.67	9,144.67	-	45,723.33
	Stand Fan AC	25%		13,717.00	2,500.00				16,217.00	15,383.67	3,845.92	-	12,371.08
	<b>Total</b>			169,911.69	382,278.59				552,190.28	424,764.08	106,191.02	-	445,999.26
<b>C</b>	<b>Vehicles</b>	20%											
	<b>Total</b>												
<b>D</b>	<b>Plant &amp; Machinery</b>												
	Butt Welding Machine	15%		323,223.92					323,223.92	323,223.92	48,483.59	-	274,740.33
	Electric Installation	15%		337,382.82	270,387.19				607,770.01	517,640.95	77,646.14	-	530,123.87
	Fork Lift Truck	15%		1,739,382.39					1,739,382.39	1,739,382.39	260,907.36	-	1,478,475.03
	Motor Zip	15%		29,558.00					29,558.00	29,558.00	4,433.70	-	25,124.30
	Pvc Coated Machine	15%		3,201,585.67	32,526.39				3,234,112.06	3,223,269.93	483,490.49	-	2,750,621.57
	Tanki 1000litrs	15%		8,410.50					8,410.50	8,410.50	1,261.58	-	7,148.93
	Wire Knitting Machine	15%		20,786,941.44					20,786,941.44	20,786,941.44	3,118,041.22	-	17,668,900.22
	<b>Total</b>			26,426,484.74	302,913.58				26,729,398.32	26,628,427.13	3,994,264.07	-	22,735,134.25
<b>E</b>	<b>Intangible Assets</b>												
	Bus Software	1/5		33,628.32					33,628.32	33,628.32	6,725.66	-	26,902.66
	Tally Prime	1/5		34,513.28					34,513.28	34,513.28	6,902.66	-	27,610.62
	<b>Total</b>			68,141.60					68,141.60	68,141.60	13,628.32	-	54,513.28

*Manish Maheshwari*



*[Signature]*

**Gablon Technologies Nepal Pvt Ltd**  
**Biratnagar (Morang), Nepal**  
**Schedules to and forming part of Balance Sheet as on 18th Chaitra, 2080 (31st March, 2024)**

Figures in NPR

Note No. 11 : Property, Plant & Equipment										
Pool	Particulars	Rate	Opening Balance	Additions			Disposal of Assets / Transfer	Interest Capitalization	Total	Depreciable Basis
				Up to Poush	Magh to Chaitra	Baisakh to Ashad				
	<b>Capital Work-in-Progress</b>									
	Office Shed		323,601.78	-	10,144.00	-	(333,745.78)	-	-	-
	Computer & Laptop		115,929.21	-	-	-	(115,929.21)	-	-	-
	Inverter & Battery		40,265.48	-	-	-	(40,265.48)	-	-	-
	Stand Fan AC		13,717.00	-	-	-	(13,717.00)	-	-	-
	Butt Welding Machine		323,223.92	-	24,115.00	-	(323,223.92)	-	-	-
	Electric Installation		313,267.82	-	-	-	(337,382.82)	-	-	-
	Fork Lift Truck		1,739,382.39	-	-	-	(1,739,382.39)	-	-	-
	Motax Zip		29,558.00	-	-	-	(29,558.00)	-	-	-
	Pvc Coated Machine		3,201,585.67	-	-	-	(3,201,585.67)	-	-	-
	Tanki 1000ltrs		8,410.50	-	-	-	(8,410.50)	-	-	-
	Wire Knitting Machine		18,316,727.77	-	2,470,213.67	-	(20,786,941.44)	-	-	-
	Busay Software		33,628.32	-	-	-	(33,628.32)	-	-	-
	Tally Prime		34,513.28	-	-	-	(34,513.28)	-	-	-
	<b>Total</b>		<b>24,493,811.14</b>	<b>-</b>	<b>2,504,472.67</b>	<b>-</b>	<b>(26,998,283.81)</b>	<b>-</b>	<b>-</b>	<b>-</b>
	<b>Grand Total</b>		<b>24,493,811.14</b>	<b>26,998,283.81</b>	<b>3,601,593.24</b>	<b>-</b>	<b>(26,998,283.81)</b>	<b>-</b>	<b>28,095,404.38</b>	<b>27,729,697.52</b>
									<b>4,144,501.65</b>	<b>4,144,501.65</b>
										<b>23,950,902.73</b>

*Suraj Maheshwari*



*[Signature]*



**Gablon Technologies Nepal Pvt Ltd**  
**Biratnagar (Morang), Nepal**  
**Schedules to and forming part of Balance Sheet as on 18th Chaitra, 2080 (31st March, 2024)**

*Figures in NPR*

Particulars	Current Year (NRS)	
	Debit	Credit
<u>Sub Note 8A : Trade Receivables</u>		
INDIAN DEBTORS	-	-
GABION TECHONOLOGIES INDIA PVT.LTD-INDIA HIMACHAL	10,169,880.87	-
<b>Total</b>	<b>10,169,880.87</b>	<b>-</b>
<u>Sub Note 9A : Trade and Other Payables</u>		
INDIAN CREDITORS	-	-
SAI BABA CARRIERS-INDIA	-	255,439.25
NEPALI CREDITORS	-	-
BUDHI GANGA JOB SERVICE PVT.LTD-BUDHIGANGA(60967582	-	308,498.51
KAMALA ROLLING MILLS PVT.LTD-TANKISINWARI(300036585	-	2,298,843.75
RAWAT & BROTHERS-BIRATNAGAR(300099762)	-	8,378.95
SHREE AJANTA ELECTRIC IMPEX-BIRATNAGAR(605645886)	-	2,260.00
SHREE AMAR TRADE CONCERN PVT.LTD-BRT(605934461)	-	1,454.31
SIDDHARTHA PREMIER INSURANCE LTD-Brt(500060418)	4,952.40	-
TRANSNEPAL FRIEGHT SERVICE PVT.LTD-BRT(300473403)	-	2,637.92
VIVEK MACHINERY & SUPPLIERS-BRT(300216006)	-	13,910.01
<b>Total</b>	<b>4,952.40</b>	<b>2,891,422.70</b>

*[Handwritten Signature]*



*[Handwritten Signature]*

